

Berkshire County COVID Response

March 2020 – January 2021

Berkshire Regional Planning Commission Executive Committee

January 21, 2021

Laura Kittross, Public Health Program Manager

Public Health Organizations Associated with BRPC

- Berkshire County Boards of Health Association (BCBOHA)
 - 90-year old professional organization for the local Boards of Health in Berkshire County
 - Training & education
 - Acts as the public health emergency preparedness coalition for Public Health Emergency Preparedness (PHEP) funding and special projects from Western Region Homeland Security Advisory Council
 - BRPC is the fiscal host for BCBOHA's emergency preparedness projects/funding and supplies all staff to BCBOHA
- Berkshire Public Health Alliance (Alliance)
 - 24 member municipalities
 - Members contract for inspectional services and public health nursing
 - Also apply for and manage grants on behalf of member communities

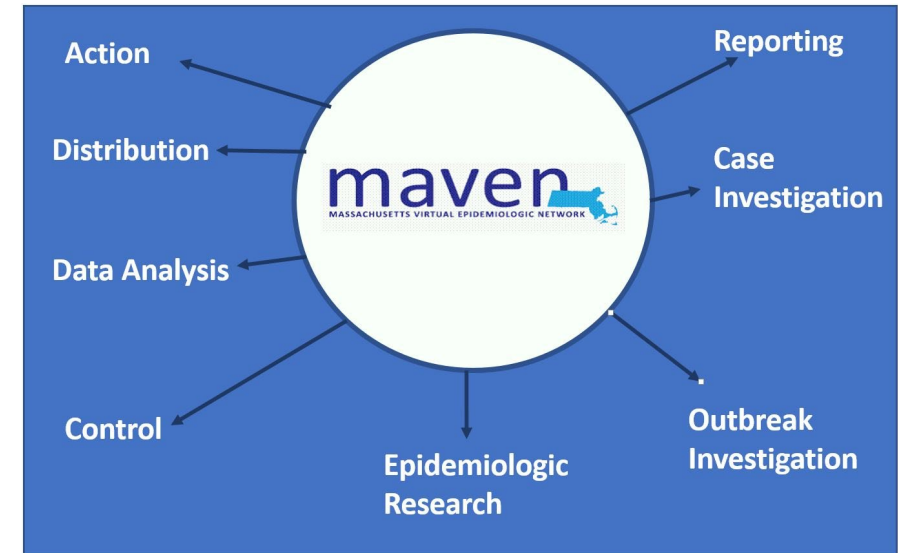


February - March 2020

- Late February 2020 - as the first US cases were announced, planning for an Isolation & Quarantine Training for local Boards of Health
- Saturday, March 7, 2020 - notified by BMC that they had a positive COVID case, and several outstanding tests that they expected to come back positive.
- First community spread in MA
- Public Health Nurse immediately began case investigation and contact tracing
- Started close collaboration with the hospital
 - Access to electronic med records
 - Access to test results
 - Vaccine delivery

MA Virtual Epidemiological Network (MAVEN)

- Online infectious disease reporting system
- Required for all LBOH in MA
- Over 90 reportable diseases
- Public Health Nurse checks MAVEN daily, and follows-up as needed on infectious disease reports
- Prevention - not treatment. Goal is to keep anyone else from getting sick from the same source.



MAVEN / Infectious Disease Investigation cont'd

- Although the use of MAVEN had been mandated for a decade or more in 2020, 4-5 municipalities in Berkshire County were still off-line
- In late March, Porchlight VNA went out of business, leaving another 6-7 towns uncovered
- Alliance Public Health Nursing Program started 2020 covering 10 municipalities, now covering 22.
- Received emergency funding from DPH that allowed us to cover the extra towns until June 30 and to hire multiple back-up nurses.
- Other than the Alliance, three other public health nurses - Pittsfield, CHARWS and Berkshire VNA (7 towns). All are in regular contact.

Contact Tracing

- Until recently, all Berkshire County cases were investigated & contact traced by the Public Health Nurses (March through December)
- One reason Berkshire County did well until November was the attention paid to local contact tracing, as well as close collaboration w/ BHS.
- Community Tracing Collaborative (CTC) - state contract with Partners in Health for back-up contact tracing for any municipality that needed it.
- Lots of bumps the road, but currently seem to be operating well
- To concentrate on vaccination efforts, we are currently sending most cases to the CTC for contact tracing (last several weeks)
- Still paying attention to schools, long-term care, business clusters, etc.

Board of Health Enforcement

- Guidelines constantly changing & being interpreted
- Issued by multiple state agencies; not all in one place on MA.gov
- LBOH often hear about changing guidance at the same time as the general public or mere hours before
- BCBOHA/Alliance have a point person for LBOH/business questions.
- Have created & posted multiple check-lists / guides. Available on BRPC website: <https://berkshireplanning.org/initiatives/boh-job-aids/>
- Weekly call with LBOH agents/staff to share information & allow collaboration among the staff with counterparts in the county.

Emergency Funding

- State DPH has provided a combination of state money & CARES Act money to local public health
- BRPC acted as conduit for the 24 municipalities in the Alliance & 5 unaffiliated municipalities (TTHD got separate \$)
- Has allowed the hire of additional nurses, extensive BRPC staff time, supplies, personal protective gear for BOH, public information campaign.

COVID Case Reporting/Information

- COVID-19 Interactive Data Dashboard, updated daily: <https://www.mass.gov/info-details/covid-19-response-reporting>
- This page also contains links to reports on cases in Elder Facilities, Corrections, and other state facilities. Link to weekly DPH report also found here, with municipal-specific data.
- Public Health Institute of Western MA has a county-specific dashboard for Western MA: <https://www.publichealthwm.org/covid-19/data>
- Johns Hopkins for national and global data: <https://coronavirus.jhu.edu/>

DPH Daily Dashboard

COVID-19 Interactive Data Dashboard



Table of Contents



Massachusetts Department of Public Health | COVID-19 Dashboard Today at a Glance

Released on: January 20, 2021
Data as of: January 19, 2021
Caution: recent data may be incomplete

Navigation

Today's Overview

Overview Trends

COVID-19 Cases

COVID-19 Testing

Hospitalization

COVID-19 Deaths

Higher Ed & LTCF

Patient Breakdown

City and Town

Resources

Data Archive

Cases

Confirmed Cases

Today there were **3,987** new, confirmed cases reported bringing the total to **458,089** total confirmed cases.

Probable Cases

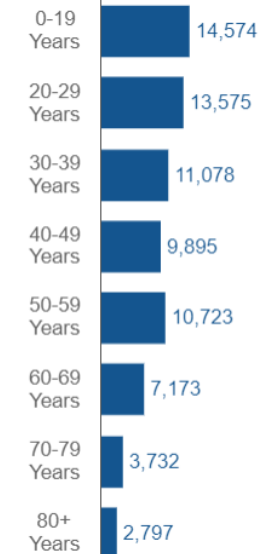
Today, there were **527** new, probable cases reported bringing the total to **22,951** total probable cases.

Estimated Active Cases

There are an estimated **90,154** currently active COVID-19 cases.

Cases by age during the last two weeks

*Data updated weekly



Testing

Tests Reported

There were **82,567** new COVID-19 molecular tests reported, bringing the cumulative total to **12,536,712** tests.

Turn Around Time

The current turn around time for a molecular test is **2.05** days.

Percent Positivity

The 7-day average of percent positivity is **5.86%**.

Hospitalizations

Hospitalizations

There are **2,209** patients hospitalized for COVID-19.

ICU & Intubated Patients

There are **444** patients in Intensive Care Units (ICU) and **299** patients are intubated.

Average Age of Patients

The average age of patients who were hospitalized for COVID-19 was **71** years old.

Deaths

Confirmed Deaths

There were **78** new, confirmed deaths reported. There have been **13,547** confirmed deaths in total.

Probable Deaths

There were **2** new, probable deaths reported. There have been **282** probable deaths in total.

DPH Weekly Report

Population			
Group	Under 10K	10K-50K	Over 50K
Grey	Less than or equal to 10 total cases	Less than or equal to 10 total cases	Less than or equal to 15 total cases
Green	Less than or equal to 15 total cases	<10 avg cases/100k AND >10 total cases	<10 avg cases/100k AND >15 total cases
Yellow	Less than or equal to 25 total cases	≥10 avg cases/100k OR ≥5% pos rate	≥10 avg cases/100k OR ≥ 4% pos rate
Red	More than 25 total cases	≥10 avg cases/100k AND ≥5% pos rate	≥10 avg cases/100k AND ≥4% pos rate

Rate (per 100,000) of New Confirmed COVID-19 Cases in Past 7 Days by Emergency Medical Services (EMS) Region

7 Day Total of New Cases Through January 3, 2021

EMS Region	New Cases Per 100,000
1	455
2	556
3	664
4	432
5	589



Massachusetts Department of Public Health COVID-19 Dashboard - Thursday, January 7, 2021

Active COVID Clusters by Exposure Setting Type

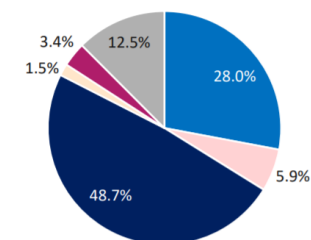
Exposure Setting	New Clusters Identified 12/13 - 01/09			Ongoing Clusters (Cluster Identified Prior to 12/23 But Not Meeting Criteria for Closing)			Total		
	Clusters	Confirmed Cases	Contacts	Clusters	Confirmed Cases	Contacts	Clusters	Confirmed Cases	Contacts
24/7 Congregate Settings	51	232	52	76	133	37	127	365	89
Child Care	111	344	390	249	194	485	360	538	875
Colleges & Universities	6	45	7	12	3	6	18	48	13
Corrections	5	82	0	17	1,289	82	22	1,371	82
Hospitals	20	166	54	45	154	134	65	320	188
Household	21,558	55,102	22,147	7,905	43,705	63,007			
Industrial Settings	13	49	29	55	138	89	68	187	118
K-12 Schools	6	16	25	58	64	137	64	80	162
Long Term Care Facilities	97	907	236	3,045	333	3,952			
Offices	8	22	15	7	1	15	29	16	
Organized Athletics/Camps	26	110	231	20	52	46	138	283	
Other	3	27	8	3	0	6	27	8	
Other Food Establishments	2	11	0	16	28	26	18	39	26
Other Healthcare	13	47	17	36	63	19	49	110	36
Other Workplaces	14	45	5	43	56	37	57	101	42
Places of Worship	6	29	2	12	66	90	18	95	92

Contact Outreach Completed:
84.1% of 31,186
Dec. 27, 2020 - Jan. 09, 2021

Contact Outreach Outcomes

Dec. 27, 2020 - Jan. 09, 2021

- Isolation/ Quarantine Complete
- Lost-to Follow Up
- Deceased
- Ongoing Monitoring
- Other
- Never Reached
- Not Yet Reached



Western MA Dashboard

Based on best available data as of 1/14/2021

Berkshire County COVID-19 Data

Western Mass COVID-19
County Data Dashboard

Current 2-Week Period: Dec 27-Jan 9, 2021

Prior 2-Week Period: Dec 20-Jan 2, 2021

CASES

Confirmed Cases
(current 2 week period)

894

Prior 2-week period: 606

Cumulative Confirmed Cases: 3,733

Average Daily
Cases per 100,000
(current 2 week period)

50.5

MASS: 78.9

Prior 2-week period: 34.2

TESTS

Tests
(current 2 week period)

19,647

Prior 2-week period: 16,489

Percent Positive
Tests (current 2 week period)

4.95%

MASS: 7.99%

Prior 2-week period: 4.18%

DEATHS

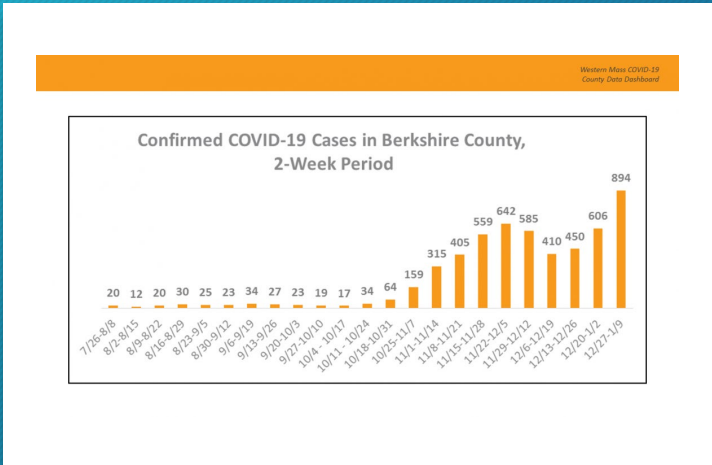
Deaths
(current 2 week period)

32

Cumulative Confirmed &
Probable Deaths: 178

Statistics indicate a change when compared to prior two-week period. For New Cases, incidence are 388.89% and Total Cases Higher incidence indicates a higher number of cases in the current two-week period as compared to the prior two-week period. Lower incidence indicates a lower number of cases in the current two-week period as compared to the prior two-week period. No change in color sign means the number of cases in the current two-week period is the same as the prior two-week period. All Percent Positive, Tests per 100,000, and Average Daily Percent Positive are calculated as the change in color sign.

Source: Western Mass COVID-19 County Data Dashboard, 1/14/2021. COVID-19 directly Public Health Report New Cases & COVID-19 Daily Dashboard. [Data Source: Massachusetts Department of Health](#) [Data Source: Massachusetts Department of Health](#)



Community COVID-19 MDPH Risk			
Categorization Metrics			
14 Day Period - 12/27/20 - 01/09/21			
City/Town	New Cases	Average Daily Cases per 100,000	Percent Positive Tests
Adams	46	39.7	1.5%
Alford	0	0.0	0.0%
Becket	11	43.8	5.3%
Cheshire	34	82.7	9.9%
Clarksburg	5	21.3	3.8%
Dalton	53	58.5	4.8%
Egremont	<5	6.7	1.5%
Florida	<5	9.1	3.1%
Great Barrington	80	53.0	4.7%
Hancock	0	0.0	0.0%
Hinsdale	19	63.8	6.7%
Lanesborough	21	45.6	6.1%
Lee	53	64.9	7.3%
Lenox	20	25.6	2.4%
Monterey	<5	15.4	2.7%
Mount Washington	0	0.0	0.0%
New Ashford	<5	81.2	16.7%
New Marlborough	7	32.8	8.3%
North Adams	72	39.9	4.4%
Otis	8	30.4	6.9%
Peru	<5	34.2	13.5%
Pittsfield	382	62.1	5.8%
Richmond	5	27.4	5.6%
Sandisfield	7	53.7	8.1%
Savoy	6	69.1	8.3%
Sheffield	11	25.7	2.2%
Stockbridge	21	87.9	6.0%
Tyringham	<5	59.1	7.5%
Washington	<5	16.0	1.6%
West Stockbridge	5	30.4	3.0%
Williamstown	14	13.9	0.9%
Windsor	<5	8.5	1.6%

*Notes - Date listed is the MDPH Weekly COVID-19 Report 1/14/21.
<https://www.mass.gov/info-details/covid-19-response-reporting>.



COVID VACCINATION IN BERKSHIRE COUNTY

WE ARE HERE



PHASE ONE

In order of priority

- Clinical and non-clinical healthcare workers doing direct and COVID-facing care
- Long term care facilities, rest homes and assisted living facilities
- First responders (EMS, Fire, Police)
- Congregate care settings (including corrections and shelters)
- Home-based healthcare workers
- Healthcare workers doing non-COVID-facing care



PHASE TWO

In order of priority

- Individuals with 2+ comorbidities and/or age 75+ (high risk for COVID-19 complications)
- Early education and K-12 workers, transit, grocery, utility, food and agriculture, sanitation, public works and public health workers
- Adults 65+
- Individuals with one comorbidity



PHASE THREE

Vaccine available to general public

December - February

Estimated timeframes

February - April

April - June



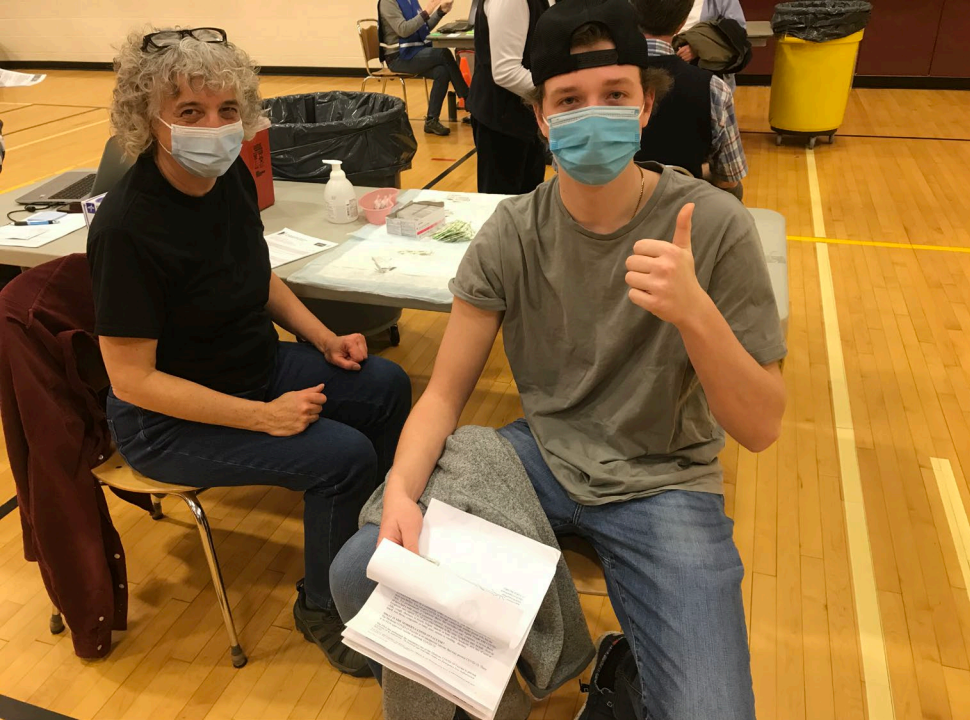
To date:

- Roughly 6,000 Berkshire residents have been vaccinated, not including long-term care.
- More than 2,500 Phase 1 eligible individuals were vaccinated in seven mass vaccination clinics last week.
- Another 600+ today, plus 300-400 next Saturday.
- Berkshire County expects to be done with Phase 1 by some time next week.
- There are some hard-to-reach populations in Phase 1.



Collaboration and Coordination to Run Clinics

- Clinic Partners have included:
 - Berkshire County Boards of Health Association (overall coordination)
 - Pittsfield Health Department (vaccine storage/clinic management in central Berkshire)
 - Berkshire Public Health Alliance (clinical lead in central Berkshire)
 - Northern Berkshire EMS (clinic management w/ NA HD, NBREPC, north Berkshire)
 - Fairview Hospital (clinic management south Berkshire)
 - Berkshire Medical Center (clinic management, vaccine supply & overall coordination)
 - Law Enforcement / emergency mgmt. in Great Barrington, Pittsfield, N. Adams
 - County Ambulance (observation staffing)
 - Southern Berkshire EMS (observation staffing)
 - Medical Reserve Corps (MRC) (volunteer supply, acting as screeners, registration & scribes)
 - Public Health Planning Vaccination Planning Team



PrepMod

- Allows for on-line pre-registration, automatic billing and automatic data entry into Massachusetts Immunization Information System (MIIS).
- Individual makes an appointment, inputs insurance info, indicates any health issues and signs consent form
- Users are provided a link to the Emergency Use Information Form and can opt out of MIIS.
- User friendly & will make large clinics possible going forward.

The screenshot displays the PrepMod web application interface. At the top, there is a navigation bar with the PrepMod logo and the Seal of the Commonwealth of Massachusetts. Below the navigation bar, a horizontal menu contains links for Home, Clinics, Records Search, Data Transfer, Inventory Management, Message Board, Customized Reports, and Patients Registrations. The main content area is titled "Clinics Listing" and features a search bar with the placeholder text "County or venue name". To the right of the search bar are radio buttons for "All", "Upcoming" (which is selected), "Past", and "Closed", along with "Search" and "Reset" buttons. Below the search bar is a table listing clinics. The table has columns for Date, County/Jurisdiction, Venue/Location, Type, Access, Registered, Menu, and Action. Two clinics are listed: one at Berkshire Community College Field House and another at St. Elizabeth of Hungary Parish. Each clinic entry has a "Menu" column with links for "Registration List", "Clinic Activity", and "Activity Report", and an "Action" column with links for "View/Edit Clinic" and "Customized Report". Below the table, there is a section titled "Sign Up for Vaccinations - Berkshire Community College Field House on 01/21/2021". This section includes a progress bar with seven steps: 1. PERSONAL INFORMATION, 2. HEALTH INSURANCE, 3. HEALTH QUESTIONS, 4. ADD FAMILY, 5. CONSENT FOR SERVICES, 6. REVIEW, and 7. APPOINTMENT. Below the progress bar, there is a red text warning: "Pfizer-BIONTECH'S COVID-19 vaccine is for people 16 years and older. Moderna COVID-19 is for people 18 years and older". The form then contains input fields for "First Name", "Middle Initial", and "Last Name". At the bottom, there are dropdown menus for "Race", "Ethnicity", "Date Of Birth" (with sub-fields for Month, Day, and Year), "Age", and "Gender".

PrepMod

Home Clinics Records Search Data Transfer Inventory Management Message Board Customized Reports Patients Registrations Training Material

Clinics Listing

Search: County or venue name ☐ All ☒ Upcoming ☐ Past ☐ Closed Search Reset

Date	County/Jurisdiction	Venue/Location	Type	Access	Registered	Menu	Action
01/21/2021	Berkshire County Boards of Health	Berkshire Community College Field House	COVID	Private	392	» Registration List » Clinic Activity » Activity Report	» View/Edit Clinic » Customized Report
01/21/2021	Berkshire County Boards of Health	St. Elizabeth of Hungary Parish	COVID	Private	138	» Registration List » Clinic Activity » Activity Report	» View/Edit Clinic » Customized Report

Sign Up for Vaccinations - Berkshire Community College Field House on 01/21/2021

1 PERSONAL INFORMATION 2 HEALTH INSURANCE 3 HEALTH QUESTIONS 4 ADD FAMILY 5 CONSENT FOR SERVICES 6 REVIEW 7 APPOINTMENT

Pfizer-BIONTECH'S COVID-19 vaccine is for people 16 years and older. Moderna COVID-19 is for people 18 years and older

First Name * Middle Initial

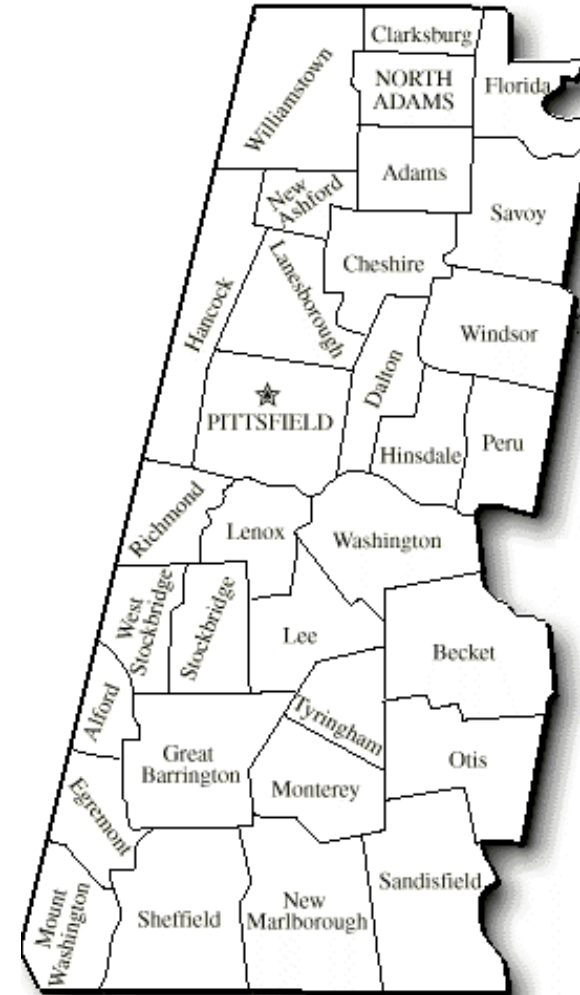
Last Name *

Race * Ethnicity * Date Of Birth * Age Gender *

Select Select Month Day Year Select Select

Moving Forward - Coordinated Vaccine Delivery Plan

- Berkshire Health Systems, Berkshire County Boards of Health Association & CHP have proposed a coordinated model of vaccination to DPH
- All Vaccine Providers in the County are believed to have signed off on this model



Berkshire Medical Center - Vaccine Depot

- Under this model, BMC would act as a vaccine depot for all Berkshire vaccine providers
 - Allows County to receive Pfizer or Moderna vaccine
 - Allows for one request & one allocation based on county needs
 - Vaccine management / storage by the hospital
 - Allows vaccine to be deployed where needed.



Mass Public Clinics

- Mass public clinics operate in north, south & central Berkshire County
 - Staffed by BHS, Public Health, EMS and volunteers
 - Allows for the use of PrepMod for registration, billing & MHS
 - CHP mobile van would deliver vaccine to congregate care, senior and low-income housing, and other sites where residents cannot easily get to public clinics
- *We believe we could deliver 15,000 vaccinations a week if vaccine were available and permission were given to move phases as soon as one was completed.*
- This means we could vaccinate the entire county, including second doses, in less than 3 months.

Challenges

- Need the ok from DPH to move to the depot model. Currently all ordering and storing our own vaccine.
- Need permission from DPH to move to the next Phase as we are ready, without waiting for the rest of the state.
- Need a steady supply of vaccine
 - Cannot schedule clinics without guaranteed vaccine supply
 - It is no harder to run clinics for 500 people than it is for 200, but the latter takes a lot longer

Information about COVID Vaccination

- Berkshire County Hotline: 413-449-5575 - recorded message, changed weekly
- For the public: <https://www.mass.gov/info-details/when-can-i-get-the-covid-19-vaccine>.
Updated on Tuesdays & Thursdays.
- For more details: <https://www.mass.gov/info-details/covid-19-vaccination-program>
- DPH Weekly Vaccination Report, including:
 - Number of doses of vaccine shipped and administered;
 - Number of people vaccinated;
 - Vaccine distribution numbers by county;
 - Age and race/ethnicity breakdowns of those receiving vaccines; and
 - Vaccines administered by different types of providers
- Expect to start providing weekly Berkshire County #s to the Eagle for round-up column

THANK YOU!

Laura Kittross

Public Health Program Manager

lkittross@berkshireplanning.org