



Safety Performance Measures

Performance Measures Background

- In 2016, FHWA passed a rule establishing three performance measures (PM1, PM2, and PM3) that State DOTs and MPOs must track, as required by MAP-21 and the FAST Act.

PM1

- Improving safety

PM2

- Maintaining pavement and bridge conditions

PM3

- Improving efficiency of the system and freight movement
- Reducing traffic congestion
- Reducing emissions

Required Performance Measures under PM1

Roadway Fatalities

- Total number of roadway fatalities
- Rate of roadway fatalities (per 100 million vehicle miles traveled)

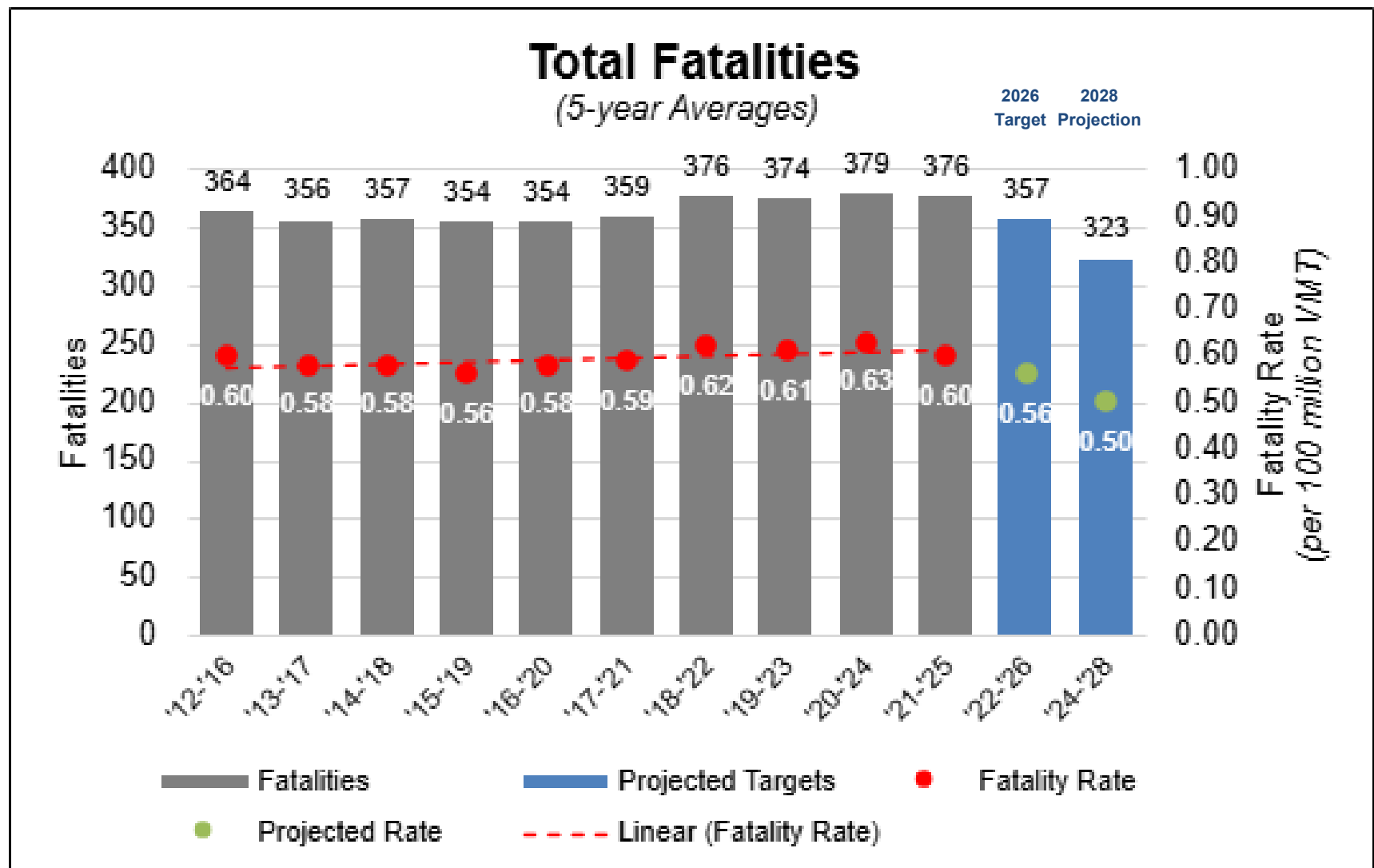
Roadway Serious Injuries

- Total number of roadway serious injuries
- Rate of roadway serious injuries (per 100 million vehicle miles traveled)

Total Nonmotorized Fatalities and Serious Injuries

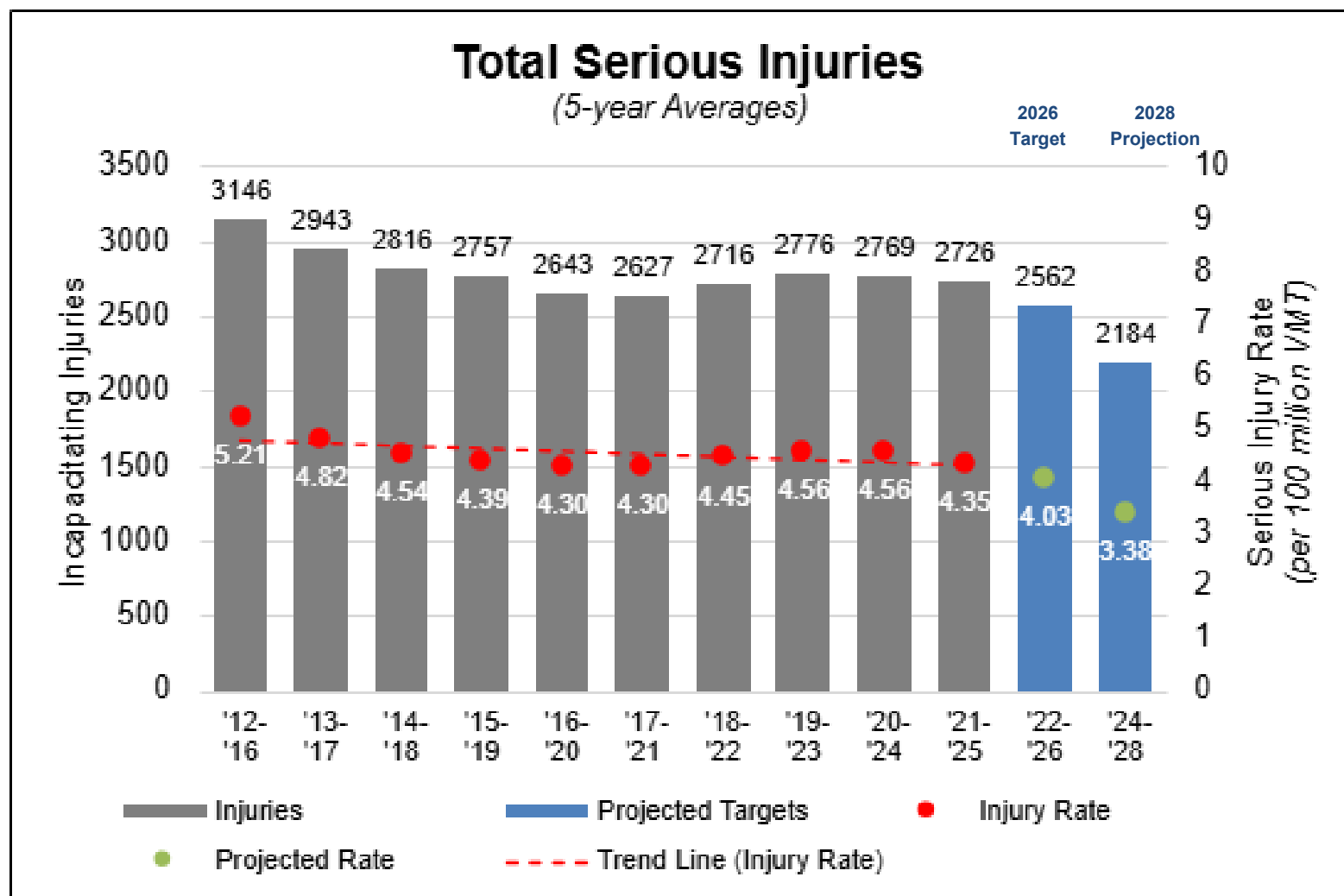
- Total number of combined nonmotorized fatalities and nonmotorized serious injuries

Fatalities



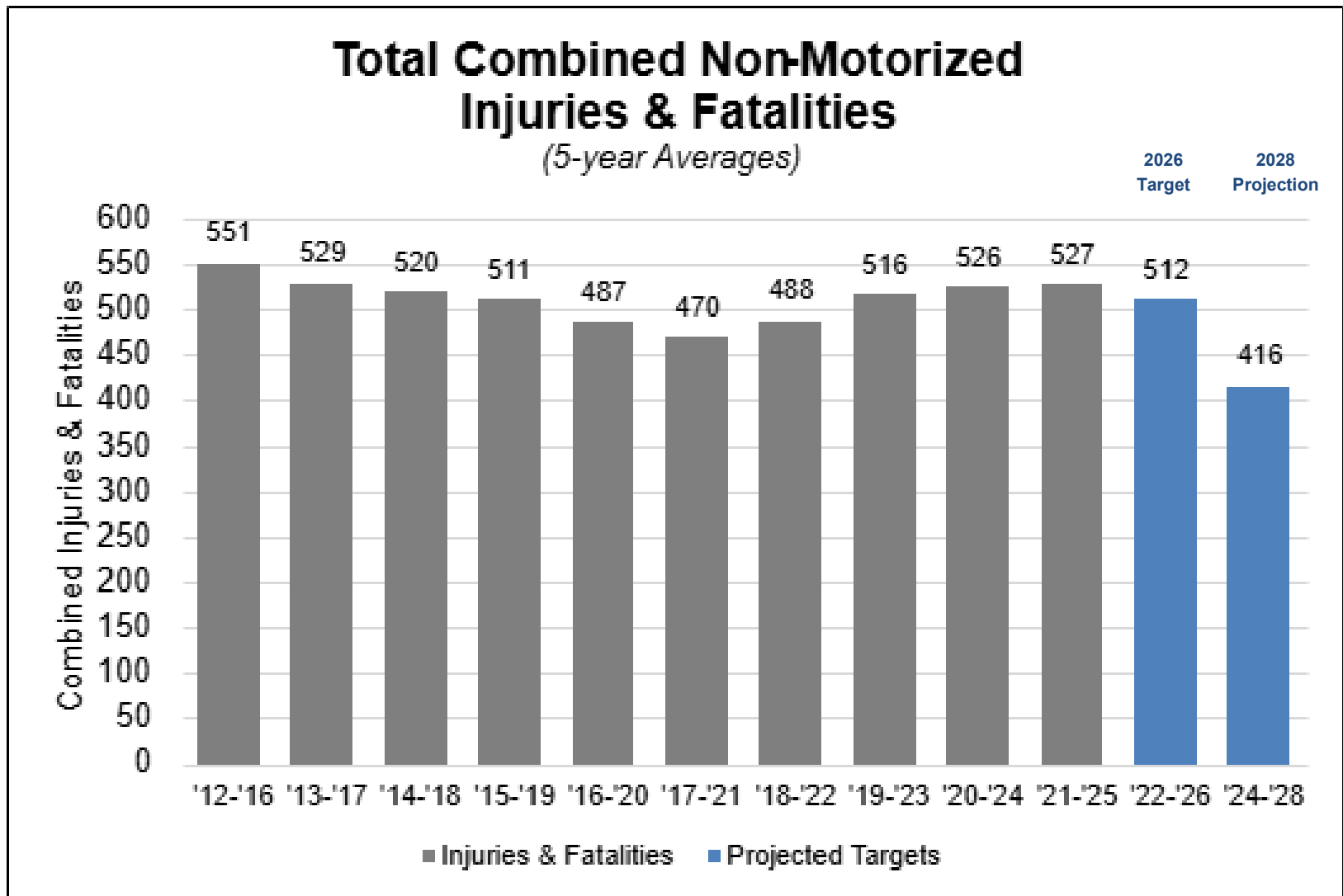
Note: All data as of July 30, 2025

Serious Injuries



Note: All data as of July 30, 2025

Nonmotorized Fatalities & Serious Injuries



Note: All data as of July 30, 2025

Requested MPO Action

- The MPO is required to endorse MassDOT's state targets or establish their own by the end of February 2026
- In the past, all MPOs have adopted MassDOT's targets with the goal of contributing toward MassDOT's larger goal of improving safety and decreasing fatalities and serious injuries in all categories

Target Summary

<u>Metric</u>	Target (2022-2026)	*Projection (2024-2028)
Fatalities	357	323
Fatality Rate (per 100 million VMT)	0.56	0.50
Serious Injuries (per 100 million VMT)	2,562	2,184
Serious Injury Rate	4.03	3.38
Nonmotorized Fatalities & Serious Injuries	512	416

**Projection is for reference only*